

ESSER

Product Information Fire alarm panel 8000 C



Fire alarm panel 8000 C, basic configuration

The new, economical dimension in fire detection technology: compact, flexible, expandable

The 8000 C fire alarm panel meets the highest safety demands for comprehensive fire detection. It makes use of proven and trusted technology packaged in a completely innovative modular housing concept. Its compact size, wide range of functions and extension options, together with its attractive price/performance ratio, make the 8000 C an all-round talent when it comes to fire detection for small to medium-sized premises.

The 8000 C has full system compatibility with the 8007 and 8008 fire alarm panels, but is limited to a maximum of two ring loops in stand-alone operation.

The modular design of the housing enables fast integration of several individual modules to form a single unit. The system configuration and emergency power supply can be easily adapted to higher requirements by adding one or more modules.

The compact ABS plastic housing is glass fibre-reinforced and conforms to flammability class V 0. It fulfils all EMC requirements.

In common with all modern Esser panels, the 8000 C fire alarm panel is based on high-performance ringbus technology. The esserbus®, a short circuit and open circuit-tolerant ringbus loop, provides the highest level of operating safety plus cost-effective installation.

Every single criterion and multiple criteria conventional and intelligent detector types can be connected to the 8000 C fire alarm panel through the esserbus®.

The 8000 C fire alarm panel is essernet®-compatible. The essernet® can connect up to 31 devices, including panels, repeater panels, gateways and electronic intelligent display terminals, in a non-hierarchical network. Alerts and events are accessible by all participants through essernet®.

Features at a glance

- Modular configuration
- Compact, modular housing concept, which allows several housings to be combined mechanically
- Battery extension to 48 Ah
- Up to 31 panels 8000 C, 8007 and 8008 can be networked through essernet®
- High flexibility with regard to existing or changing location requirements
- Micromodules of the 8007 and 8008 fire alarm panels are compatible with the 8000 C
- Up to 2 esserbus® ring loops
- esserbus® ring loop combinable with spur loop: 127 esserbus® users can be assigned to up to 127 detector zones for greater operating safety, cost-effectiveness and increased planning and applications flexibility
- Text display in many languages
- Simple installation and operation
- Error check on module level/automatic status analysis/remote diagnosis through PC
- Conformity with VdS/EN 54 standards and regulations
- Connection option for fire brigade operating panel
- Extinguishing system through SST interface module
- 3 panel front options: standard, with single zone indicator unit or with printer



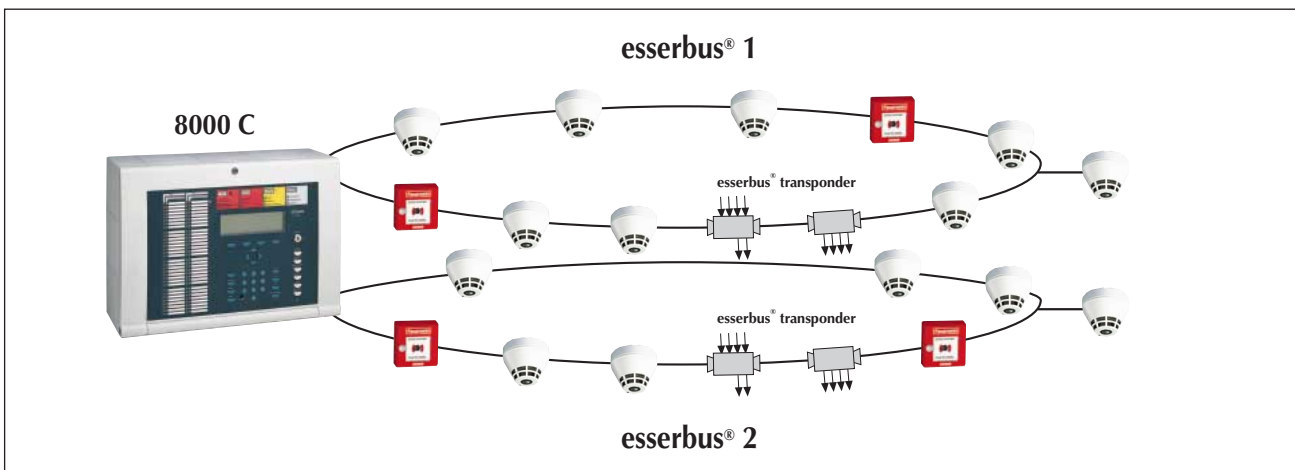
Three 8000 C fire alarm panel versions (from left to right): 8000C with add-on housing, 8000 C with printer and 8000 C with single zone indicator unit for 64 zones

The 8000 C fire alarm panel: professional ringbus technology makes economic sense even for small applications

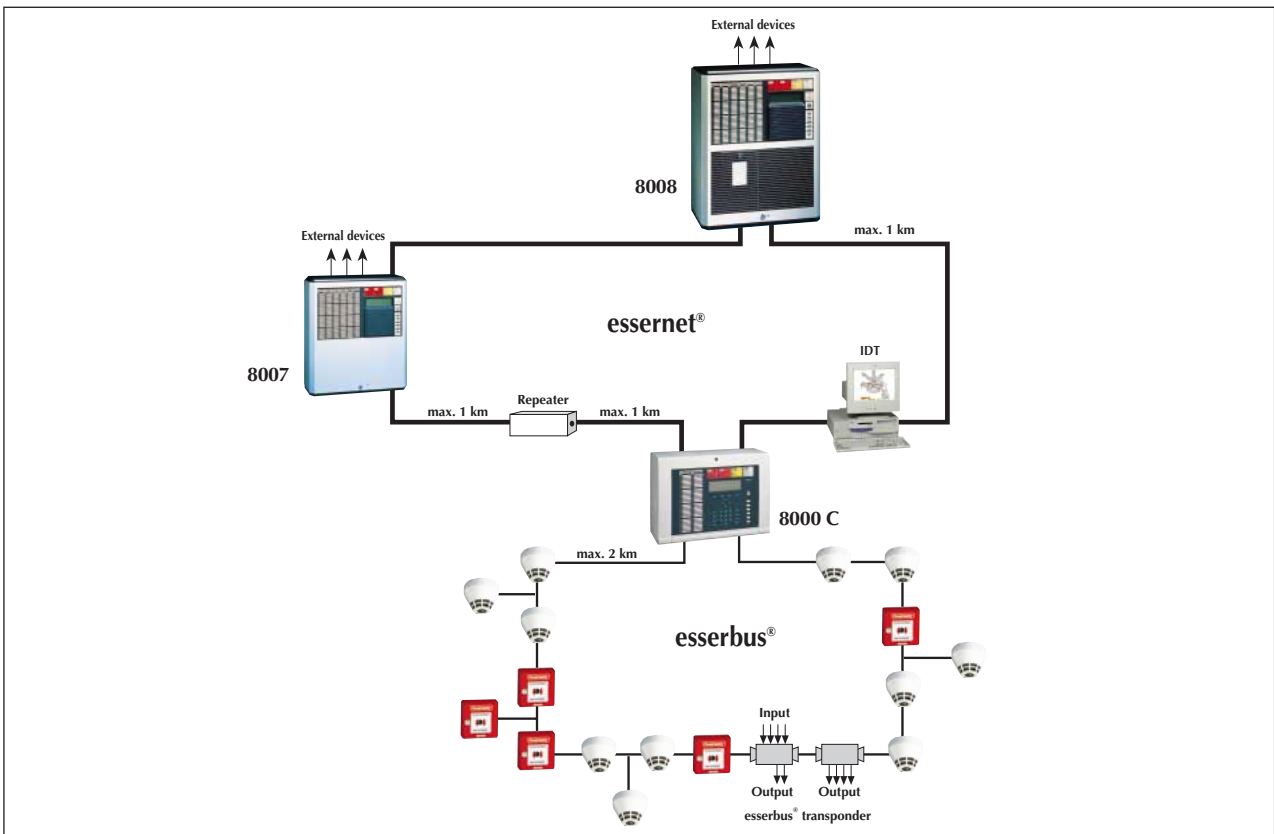
Flexible and secure in the ring

The esserbus® permits ring and spur loops to be combined without extra components. A maximum of 127 bus users can be assigned to up to 127 detector zones. If a wire break occurs, all ring loop devices remain alert and functioning. Each bus device can be optionally fitted with isolator circuit boards so that no component is lost if a short circuit occurs. Only the element between the two affected bus users is automatically isolated.

The esserbus® transponders are bus devices with freely programmable inputs and outputs for the control and monitoring of external equipment or for the connection of conventional or special detectors. The sensors of intelligent multisensor detectors in the esserbus® can be switched on and off manually or by a timer. The esserbus® transmits not only detector alarm signals but also detector maintenance instruction and warning signals. In addition, the location of each detector on the bus can be accurately assigned with an appropriate text display. The 8000 C fire alarm panel automatically recognises the ring loop wiring and assigns the logical addresses to all bus devices. There is no need for separate address settings on the bus user itself.



8000 C FAP with 2 ring loops



The versatile essernet® system bus with various panels

Safety unaffected by failure

If the central processor fails, the monitoring system ensures that the fire alarm and alarm signal are forwarded to an alternative unit. In this way the 8000 C FAP's detection facility is maintained over and above emergency operation. In case of power failure, batteries and, if necessary, an additional battery extension ensure that alarms remain unrestrictedly functional for days.

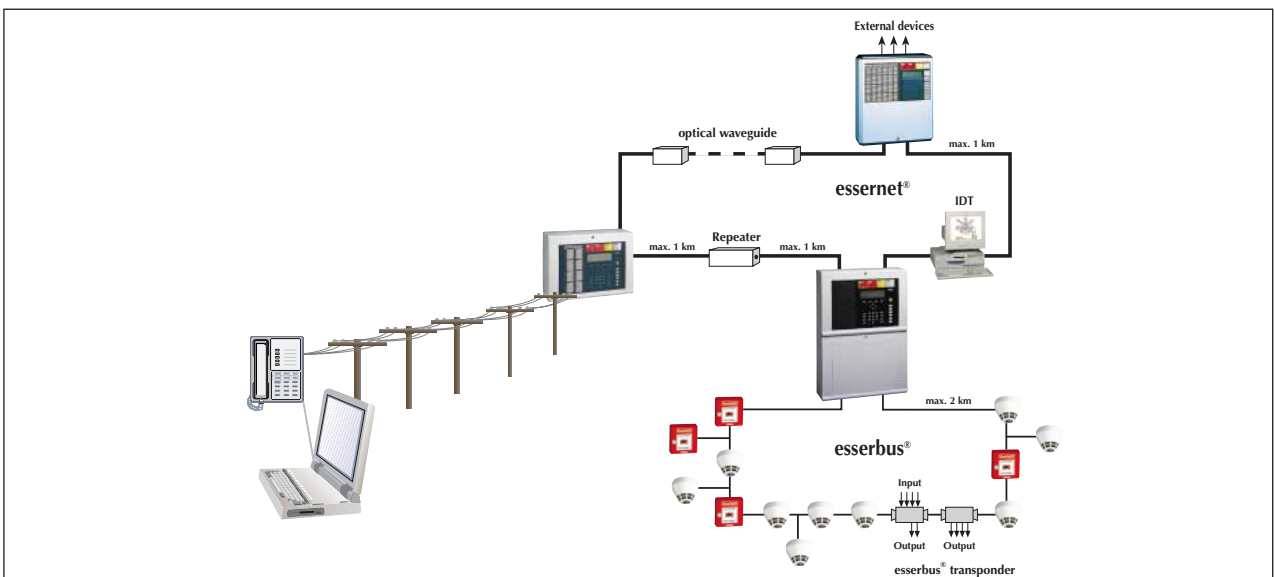
essernet®

The essernet allows up to 31 users, including FAP, repeater panels, gateways or intelligent display terminals to be combined in a non-hierarchical network covering several kilometres. Alerts such as alarms, breakdowns, switch-offs or other occurrences are accessible to all essernet® users.

Remote diagnosis (TEDIS)

For the maintenance crew it is crucial to have an advance picture of the causes of repair or maintenance work. This allows precise scheduling of service work and accurate assignment of materials, personnel and equipment. At the same time the specialist can provide help from a remote location. The remote diagnosis program allows all of the following significant information of the FAP to be called up and displayed—even in an essernet® with up to 31 control panels:

- all panel data
- all current statuses
- the status of each individual detector
- all customer-specific interconnection



Convenient, central monitoring through remote diagnosis TEDIS

Maximum versatility in operating panels and user languages

The 8000 C fire alarm panel is available with three different operating module fronts:

- Standard operating module front
- Operating module with printer, without take-up reel
- Operating module with single zone indicator unit for 64 zones

The operating module fronts for the 8000 C are available in many languages (add. languages are available on request).

Also, the display text is shown in the appropriate language.

The display text languages available are:

- | | |
|--------------|-------------|
| • German | • Czech |
| • English | • Russian |
| • Italian | • Hungarian |
| • Portuguese | • Swiss |
| • Polish | • French |
| • Spanish | • Croatian |
| • Dutch | • Slovakian |

Others upon request.

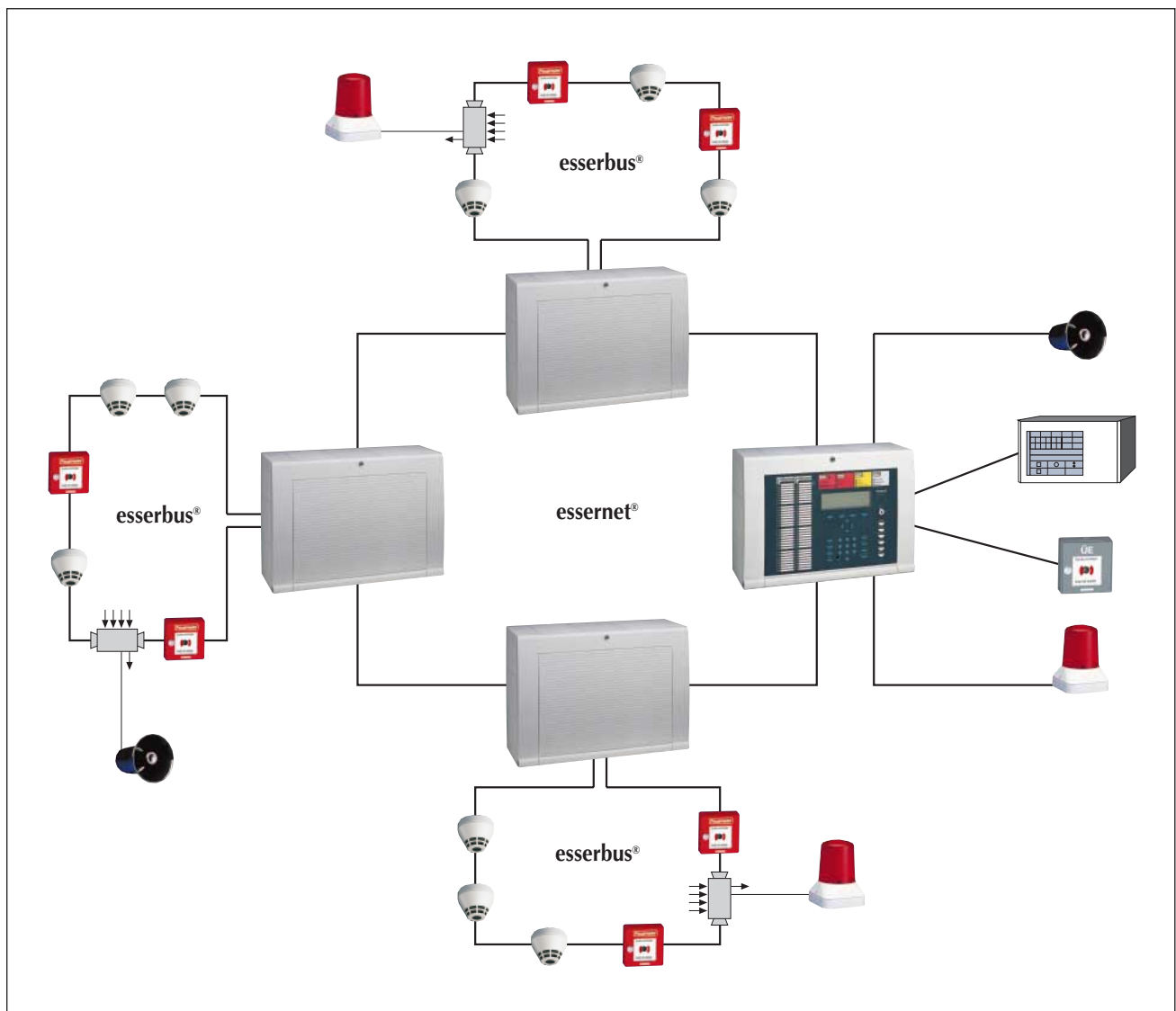
Simple installation and operation

Both the installation and operation are “essertypically” simple. The available SW tools and configuration aids ensure that the 8000 C can soon be put into operation. The configuration data is transmitted directly to the processor by PC (notebook).

All displays concentrate on essentials, thereby simplifying operation, which can also be carried out decentrally in the essernet®. Alarm and status information can be optionally shown via single zone indicator units at the panel or at the remote graphic annunciator panels or via repeater displays in text form or printed on central or remote printers.

User-friendly, cost-effective supply concept

For ease of ordering, the 8000 C fire alarm panel is also available in 13 different pre-configured packages. Each package comprises an 8000 C fire alarm panel in its housing plus the appropriate front and add-on modules. The packages are supplied fully pre-assembled and tested.

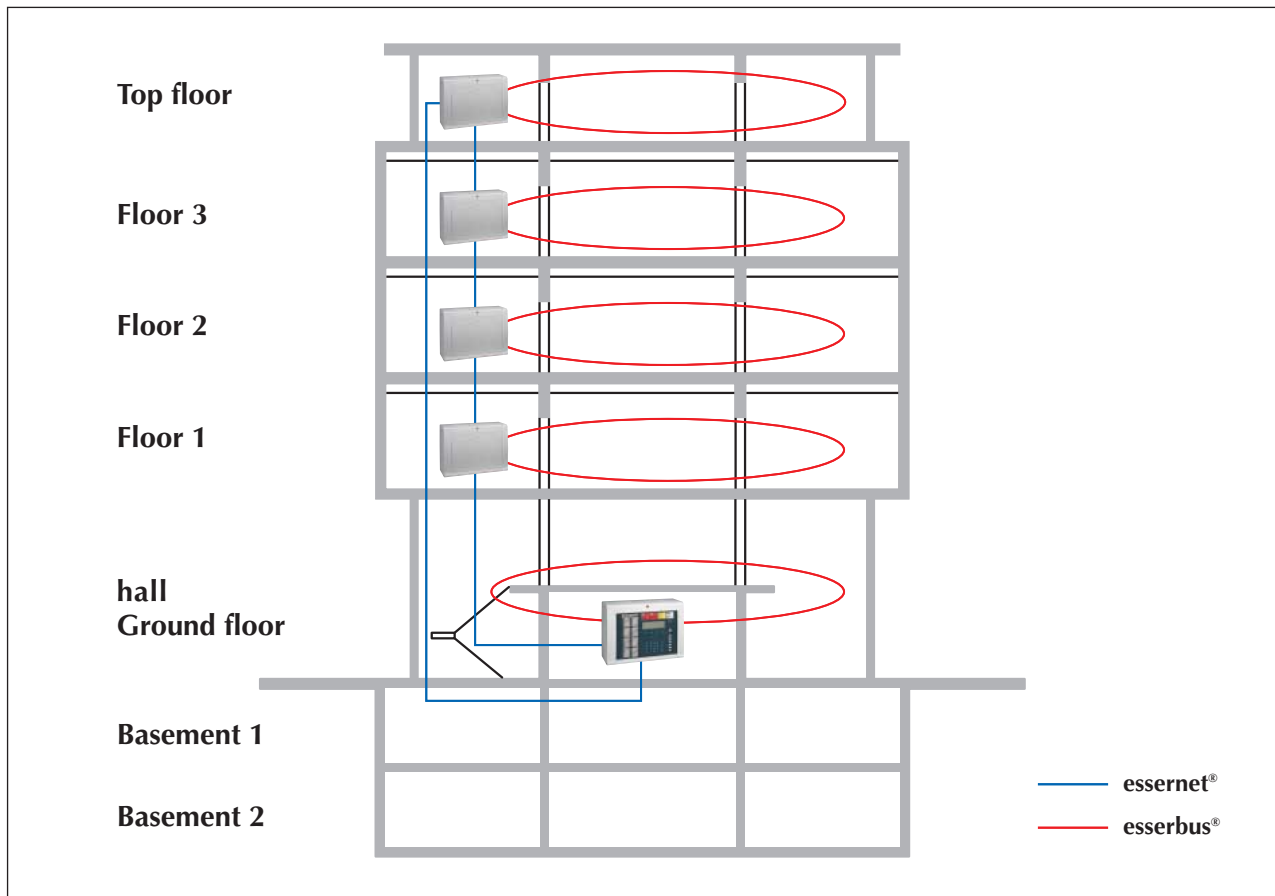


The versatile essernet® system bus with four 8000 C fire alarm panels

Attractive user benefits

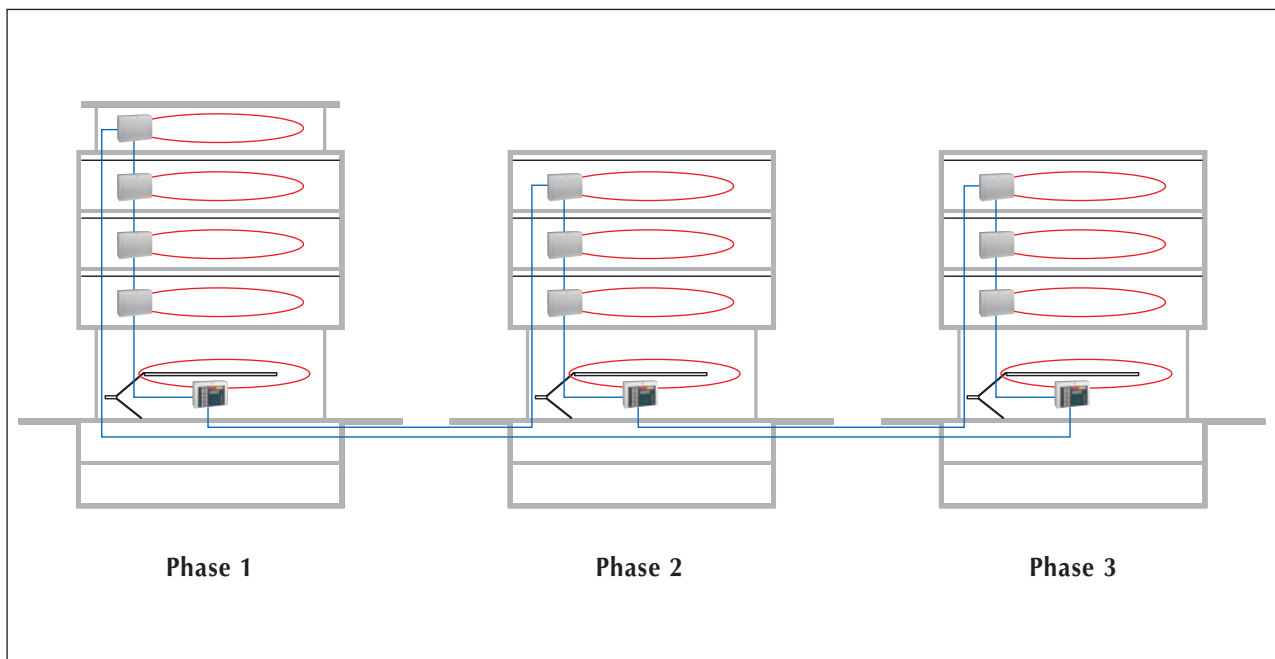
The cost benefits of the 8000 C fire alarm panel become even more obvious in larger complexes with several small buildings. See centre page, bottom graph, for an example of an application in which four 8000 C FAPs are linked in an essernet®.

Four 8000 C fire alarm panels are fitted with a low-cost neutral front, whilst all control and display operations are routed through the central 8000 C FAP with operating module front.



Complex wiring is avoided through the decentral configuration

Extendability



This concept avoids the need to prefinance possible future requirements for extending cabling and upgrading the fire alarm system and the wiring

Micromodules

Analog ring loop module Part No. 784382
Single ring line module for up to 127 series 9200 intelligent fire detectors or bus subscribers grouped in 127 zones; appr. 25 mA quiescent current.

4-zone fire alarm module Part No. 784381
4-zone card for connection of automatic and/or non-automatic conventional (Series 9000) or diagnostic fire detectors (Series 9000); appr. 25 mA quiescent current.

Master box interface module Part No. 784385
Single MFAB interface module to activate and process feedback and acknowledging signals for MFAB in continuous or intermittent mode; appr. 15 mA quiescent current.

RS232/TTY module Part No. 784842
Serial interface module with RS232 or TTY format option, to use with external devices, e.g. IDT, printer, RIP; appr. 35 mA quiescent current with RS232, appr. 55 mA quiescent current with TTY.

3-relay module Part No. 787531
3-relay module with output function; programming optionally as NO or NC contact; 3x two-state "watchdog" relay output. Max. switch capacity: 1 A per output, 30 V DC; appr. 5 mA quiescent current.

3-relay common trouble module Part No. 787532
3-relay module with fixed functions, e. g. common trouble, 2x two-state "watchdog" relay output with free programming feature. Max. switch capacity: 1 A/30 V DC; appr. 15 mA quiescent current.

4-relay module Part No. 787530
4-relay module with output function; programming optionally as NO or NC contact (no "watchdog" function); appr. 10 mA quiescent current. Max. switch capacity: 1 A per output, 30 V DC; max. 1 A each module.

7-output P module Part No. 787680
7-output open collector control module with free programming of switching functions, positive switching; appr. 15 mA quiescent current. Max. switch capacity: 0.3 A/30 V DC per output; max. 1 A each module (common +U_B).

7-output M module Part No. 787681
7-output open collector control module with free programming switching function, negative switching; appr. 15 mA quiescent current. Max. switch capacity: 0.3 A/30 V DC per output; max. 1 A each module (common 0 V).

4-output module Part No. 787682
4-output open collector control module with free programming switching function, potential-free; separate outputs; positive switching; appr. 15 mA quiescent current. Max. switch capacity: 0.3 A/30 V DC per output.

Micromodules

SST interface module Part No. 787533
The purpose of the BSL interface is the connection of releasing control equipment. The relay is equipped with an extra "watchdog" relay; appr. 15 mA quiescent current.

essernet® ringbus module 62.5 kBd Part No. 784840
Network module for max. 31 subscribers, telephone line (1 Y (ST) Y n x 2 x 0.8 mm), max. cable length: 700 m between 2 subscribers; appr. 170 mA quiescent current.

essernet® ringbus module 500 kBd Part No. 784841
Network module for max. 31 subscribers, Cable IBM type 1 or equivalent; max. cable length: 1.000 m between 2 subscribers; appr. 150 mA quiescent current.

Technical data

Supply voltage	: 230 V/50–60 Hz
Emergency power supply	: 2 x 12 Ah, 12 V/max. 2 x 24 Ah
Quiescent current consumption	: 150 mA without operating module 200 mA with operating module
Ambient temperature	: 0 °C to 50 °C
Room climate	: R14 DIN 50019
Housing	: ABS, 10% glass fibre-reinforced, V 0
Dimensions (W x H x D)	: 456 mm x 320 mm x 165 mm
Weight	: 6.5 kg
Protection class	: I to DIN EN 60950
Type of protection	: IP 30

Ordering data

8000 C fire alarm panel	788001
Housing with standard back and removable frames for operating module fronts	7860XX ¹⁾
Operating module front with single zone indicator unit for 64 zones	7861XX ¹⁾
Operating module front with printer without take-up reel	7862XX ¹⁾
Neutral front	742838
Single zone indicator unit front for 192 zones	786000
Peripheral module	772420
Peripheral module with additional micromodule socket	772418
Extension module for an additional micromodule socket	772419
Extension housing for batteries	789300
Extension housing for batteries, with single zone indicator unit for 192 detector zones	789301
Extension housing with single zone indicator unit for 192 detector zones	789302
Extension housing	789303

¹⁾XX = the national code for operating module fronts is inserted here, e.g. English = 02